

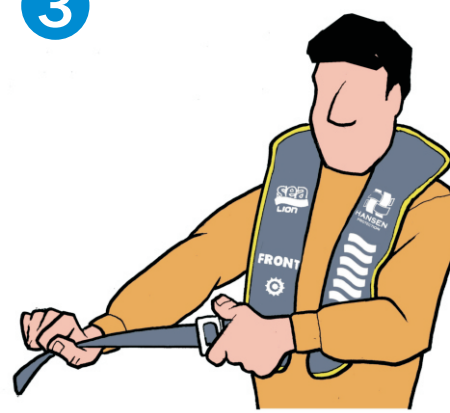

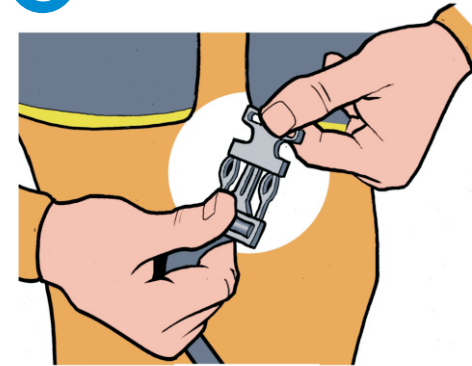




# Donning Instruction SeaLion Inflatable Lifejacket with sprayhood and crotch strap

<p><b>1</b></p>  <p><i>Don the Lifejacket like waist-coat</i></p>	<p><b>2</b> <b>Waist Belt</b></p>  <p><i>Pass the right buckle through the left loop buckle.</i></p>	<p><b>3</b></p>  <p><i>Tighten the waist belt by pulling backwards at side adjuster.</i></p>	<p><b>4</b></p>  <p><i>Pull crotch strap between your legs</i></p>
<p><b>5</b></p>  <p><i>Attach the crotch strap to the waist belt. Pull excess webbing through the adjuster</i></p>	<p><b>6</b> <b>Lifejacket ready for use.</b></p>  <p><i>Lifejacket is designed to inflate automatically on contact with water.</i></p> <p><i>In case the automatic functionality is malfunctioning, pull red toggles.</i></p>	<p><b>7</b></p>  <p><i>Pull the sprayhood over your head and down so that it fastens under the lower edge of the life jacket</i></p>	<p><b>Sprayhood ready for use.</b></p> 